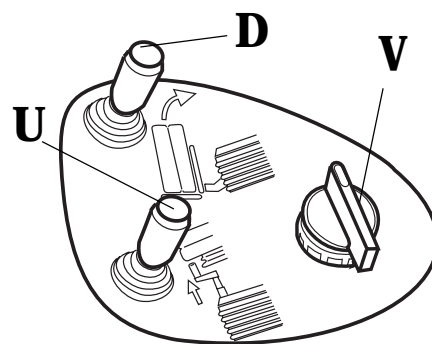


ARTIGLIO MASTER

WORKING ISLANDS DESCRIPTION

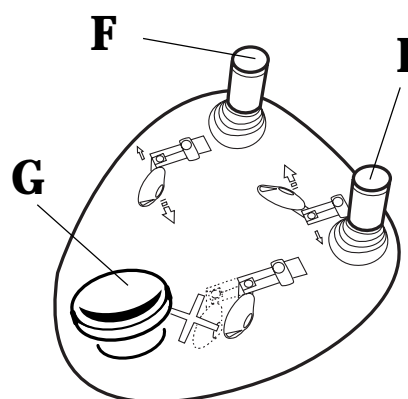
LIFTING ISLAND

- D** ➤ It is used to lift the tire wheel ON and OFF the machine.
- U** ➤ Bead Lifter Switch: it is used when it is necessary to lift on the back side of the tire.
- V** ➤ Pax Switch: it is activated on the Pax mode only:
- demounting procedure: tool approaching - to - rim switch;
 - mounting procedure: tool onto - rim - overlap switch.



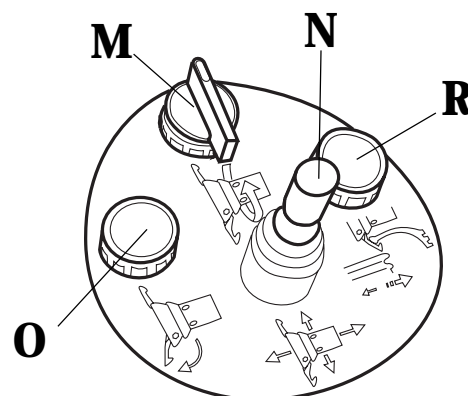
BEAD BREAKING ISLAND

- F** ➤ It is used to move the upper bead breaker UP and DOWN.
- I** ➤ It is used to move the lower bead breaker UP and DOWN.
- G** ➤ It is pushed and hold when breaking beads.



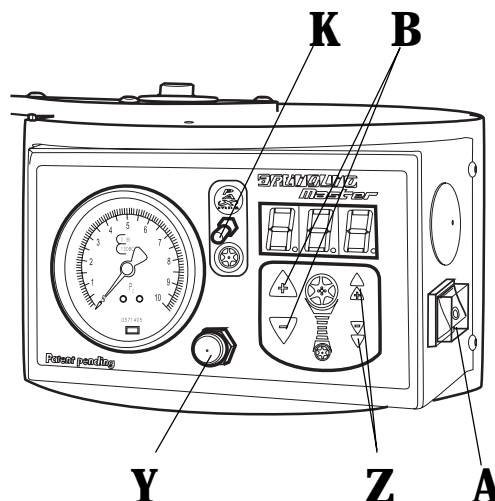
MOUNTING/ DEMOUNTING ISLAND

- M** ➤ It is used to rotate the mount/demount tool.
- N** ➤ It is used to move the mount/demount tool UP or DOWN, IN or OUT.
- O** ➤ It is used to hook the bead.
- R** ➤ It is used for demounting the upper tire bead only.



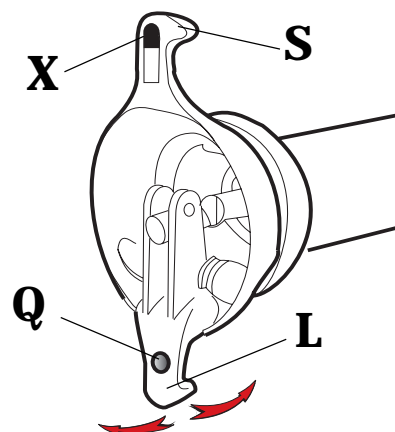
CONTROL PANEL

- A ► It is used to turn of the machine.
- B ► It is used to select the rim diameter.
- Z ► It is used to select the fine tune for rim diameter.
- K ► It is used to switch the M/D procedure from conventional wheel to Pax wheel.
- Y ► It is used to deflate the wheel (push-button).



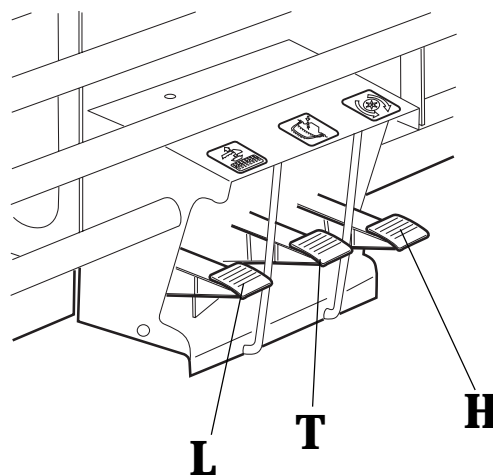
MOUNT / DEMOUNT TOOL

- S ► It is used to demount the internal tire bead and mount both tire beads.
- L ► It is used to demount the external tire bead.
- Q ► Reference line for demounting tool.
- X ► Reference line for mounting tool.



PEDAL ASSEMBLY

- E ► It is used to lock the wheel.
- T ► It is used to inflate the tire.
- H ► It is used to activate turn table rotation.



CORGHI S.p.A. - Strada Statale 468 n.9
42015 CORREGGIO - R.E. - ITALY
Tel. ++39 0522 639.111 - Fax ++39 0522 639.150
www.corghi.com - info@corghi.com