

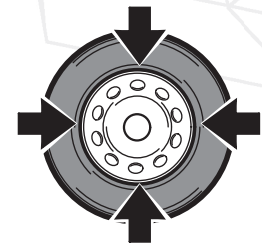


A2030 HP

Optional 30" kit



26", 30"



The **2030 HP** is the strongest built, largest capacity, tilt back rim clamp machine available. It handles **wheels up to 26"** and by adding a simple economical expansion kit, you can increase **up to a 30" wheel**. This machine has also incorporated an ergonomic adjustable bead breaker shovel that allows you to adjust the shovel upward to be on the centerline of larger diameter wheels. This machine can truly cover with ease the **widest range and combination of wheels and tires** of any machine on the market. Like all Corgi machines you get: **Flexibility, Durability, Reliability** at the most competitive price.



configurations:





A2030-20

Bead breaker – Pneumatic rotary presser

Ideal for extra low profile tires and light alloy racing rims

Fully pneumatic operation -

For installation directly on the tire changer -

A2030-BPT

Pneumatic bead pressing tool



A2030-23

**Universal multifunctional device
for facilitating tire mounting and demounting**

The **SP2300** is a practical and functional Helper device specifically designed to make mounting and demounting **operations quicker**, more precise and safer.



TECHNICAL DATA & CONFIGURATIONS


TURNTABLE		Standard 26" (With cylindrical spacer)	30" UPGRADE KIT (With OFFSET adaptor)
Table TOP range	internal clamping capacity	13" - 29"	13" - 29"
	external clamping capacity	10" - 26"	10" - 26"
	external clamping with Jaws adaptors	8" - 30"	8" - 30"
Vertical Shaft stroke	external clamping without Jaws adaptors	3,5" - 14"	3,5" - 14"
	external clamping with Jaws adaptors	3,5" - 12"	3,5" - 12"
HORIZONTAL ARM STROKE		8" - 26"	12" - 30"
	maximum tire diameter	43"	
	maximum tire width	14"	
	DV version rotation torque	958,83 lb-ft	
	DV version rotation speed	6 - 15 rpm	
	height above the ground	26,57"	
BEAD BREAKER	type	adjustable arm with extending shoe	
	maximum opening	14,9"	
	shoe force	15500 N	
	support	telescopic	
TOOL	working range	8" - 26"	
	column	pneumatic tilting	
	head clamping	pneumatic	
POWER SUPPLY	electrical 1ph DV version	115 V - 0,75 kW	
	operating pressure	145 PSI	
	weight	571 lb	



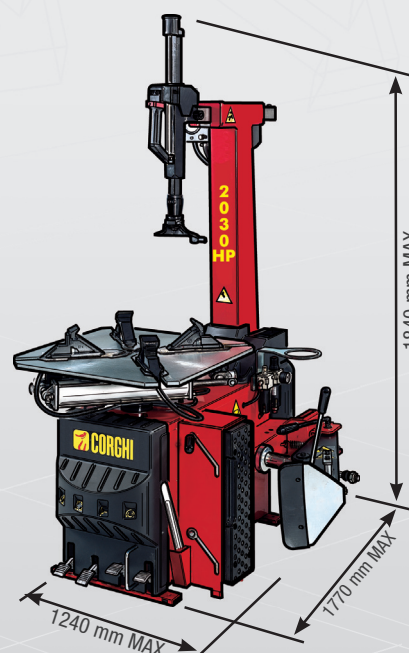
30" kit jaw adaptors



HEAD with interchangeable plastic parts to protect the wheel rims.



CLAMPS inside and outside fully protected with plastic protectors to avoid damaging the more delicate rims.



CORGI Usa Inc.

6067 Schumacher Park Dr West Chester, OH 45069

Local number (513) 874-5958 - Toll free 1-800-260-0968 - www.corgiusa.us - e-mail: info@corgiusa.us



The manufacturer reserves the right to modify the features of its products at any time.
Code OPC6000810 10/2016

To protect the planet and reduce paper usage, our catalogues are viewable online at the website www.corgi.com. Printing responsibly contributes to saving the environment. Para ayudar al planeta optimizando el consumo de papel, nuestros catálogos se pueden consultar en el sitio www.corgi.com. Una impresión responsable contribuye a preservar el medio ambiente.

